

Charts Worth A Look

Commodity and Other Weekly Price Charts

By

Robert Coats, Ph.D.

Professor - Economics

Department of Agricultural Economics and Agribusiness

Division of Agriculture

University of Arkansas

CBOT Rough Rice



Chart courtesy of TradingCharts.com: <http://futures.tradingcharts.com/>

Cotton (CT, ICE [NYBOT])



Created with SuperCharts by Omega Research © 1997

Chart courtesy of TradingCharts.com: <http://futures.tradingcharts.com/>

CBOT Soybeans



Chart courtesy of TradingCharts.com: <http://futures.tradingcharts.com/>

CBOT Wheat



Chart courtesy of TradingCharts.com: <http://futures.tradingcharts.com/>

KCBT Wheat (Kansas)



Chart courtesy of TradingCharts.com: <http://futures.tradingcharts.com/>

CBOT Corn



Chart courtesy of TradingCharts.com: <http://futures.tradingcharts.com/>

Feeder Cattle



Chart courtesy of TradingCharts.com: <http://futures.tradingcharts.com/>

CME Lean Hogs



Chart courtesy of TradingCharts.com: <http://futures.tradingcharts.com/>

CME Live Cattle



Chart courtesy of TradingCharts.com: <http://futures.tradingcharts.com/>

NYMEX Crude Oil (Light)

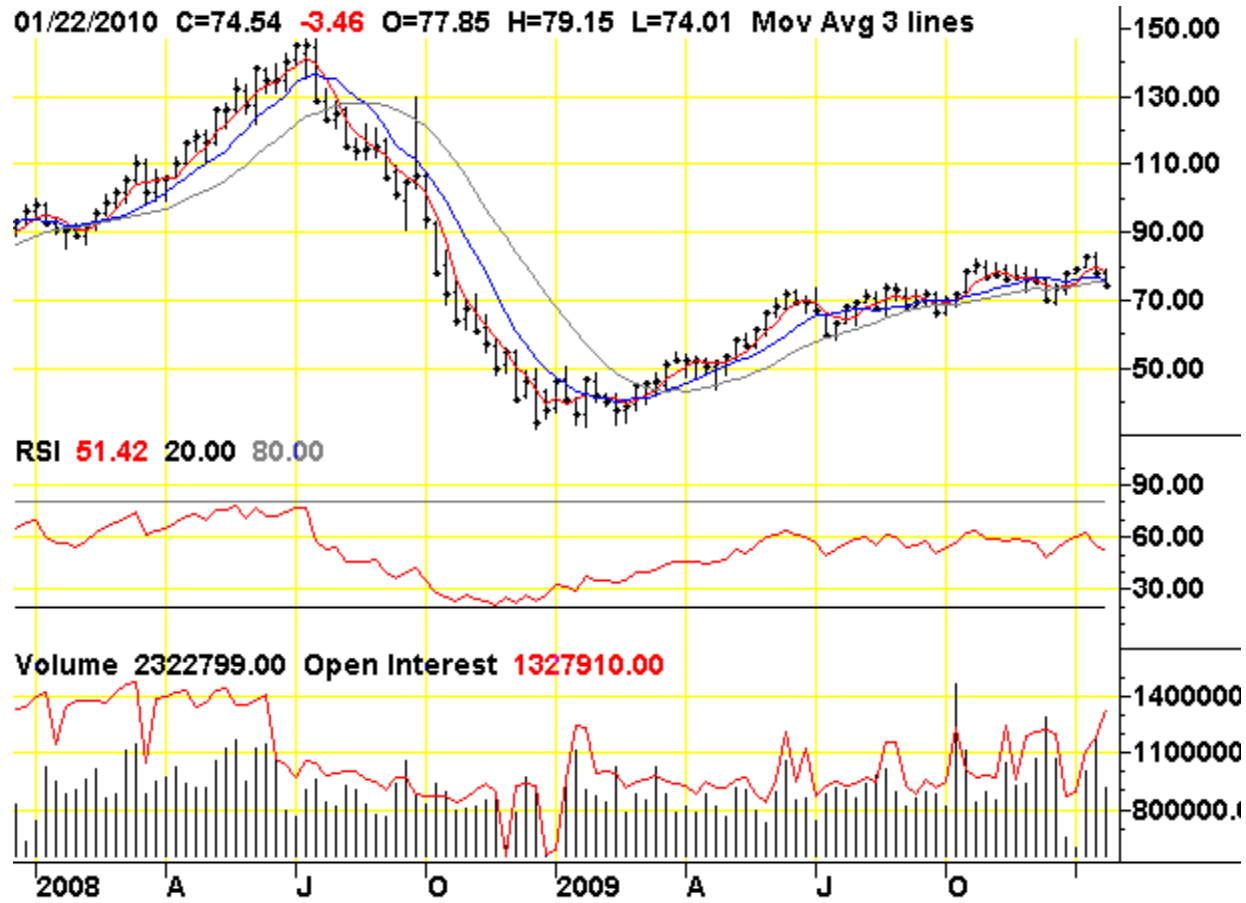


Chart courtesy of TradingCharts.com: <http://futures.tradingcharts.com/>

CBOT Ethanol

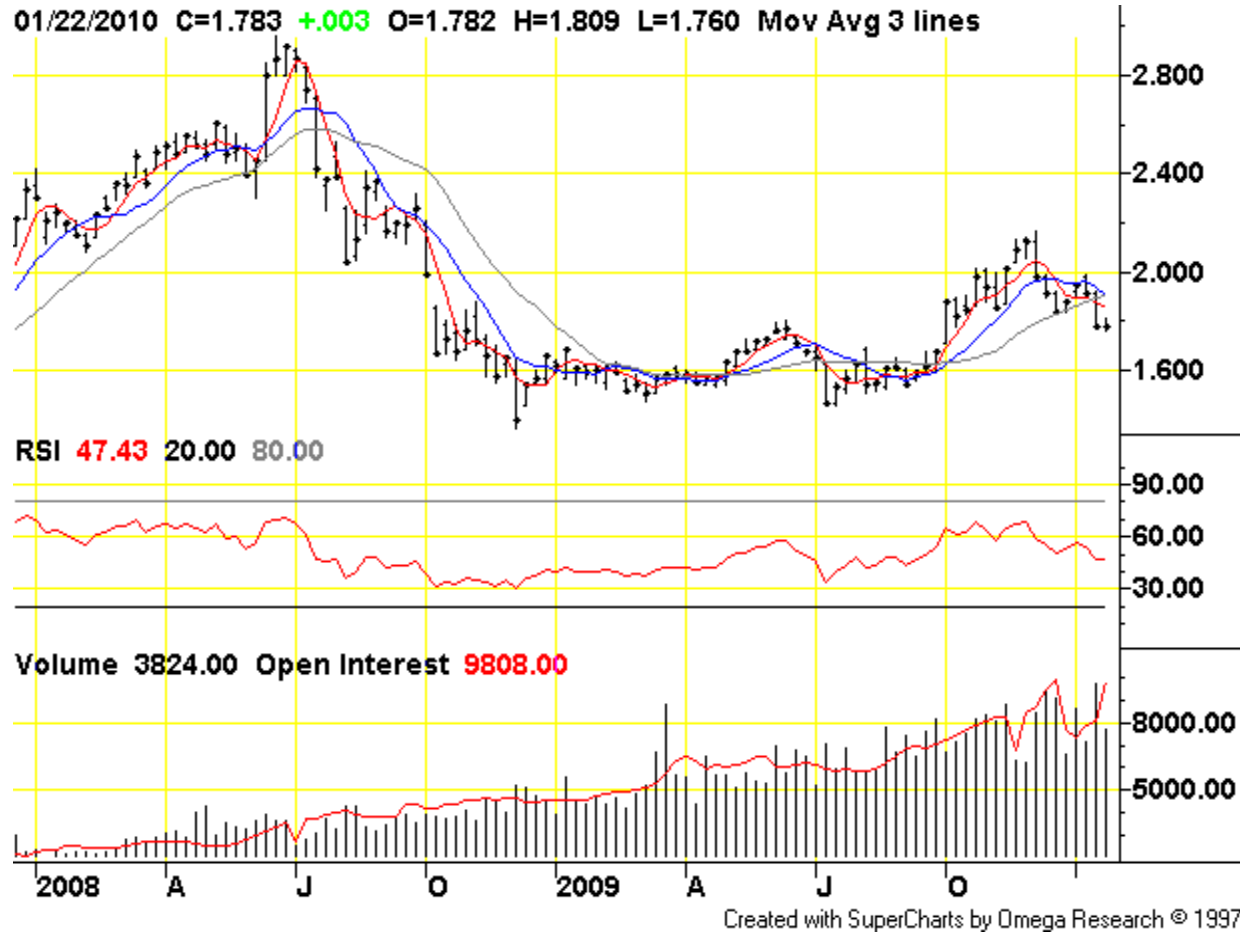


Chart courtesy of TradingCharts.com: <http://futures.tradingcharts.com/>

Nymex Heating Oil



Chart courtesy of TradingCharts.com: <http://futures.tradingcharts.com/>

NYMEX Henry Hub Natural Gas



Chart courtesy of TradingCharts.com: <http://futures.tradingcharts.com/>

BFP Milk

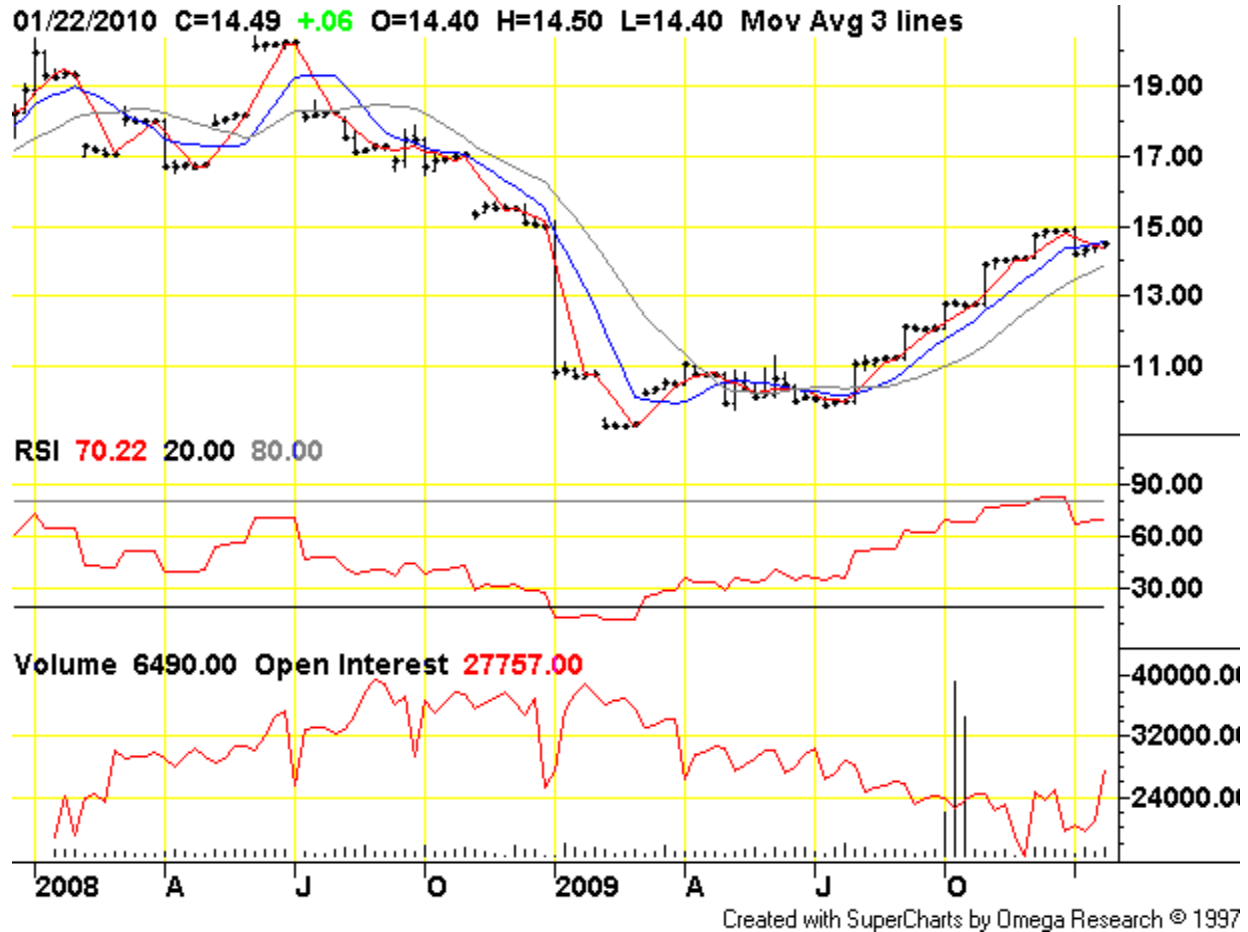


Chart courtesy of TradingCharts.com: <http://futures.tradingcharts.com/>

U.S. Dollar Index



Chart courtesy of TradingCharts.com: <http://futures.tradingcharts.com/>

Dow Jones - Industrial Average

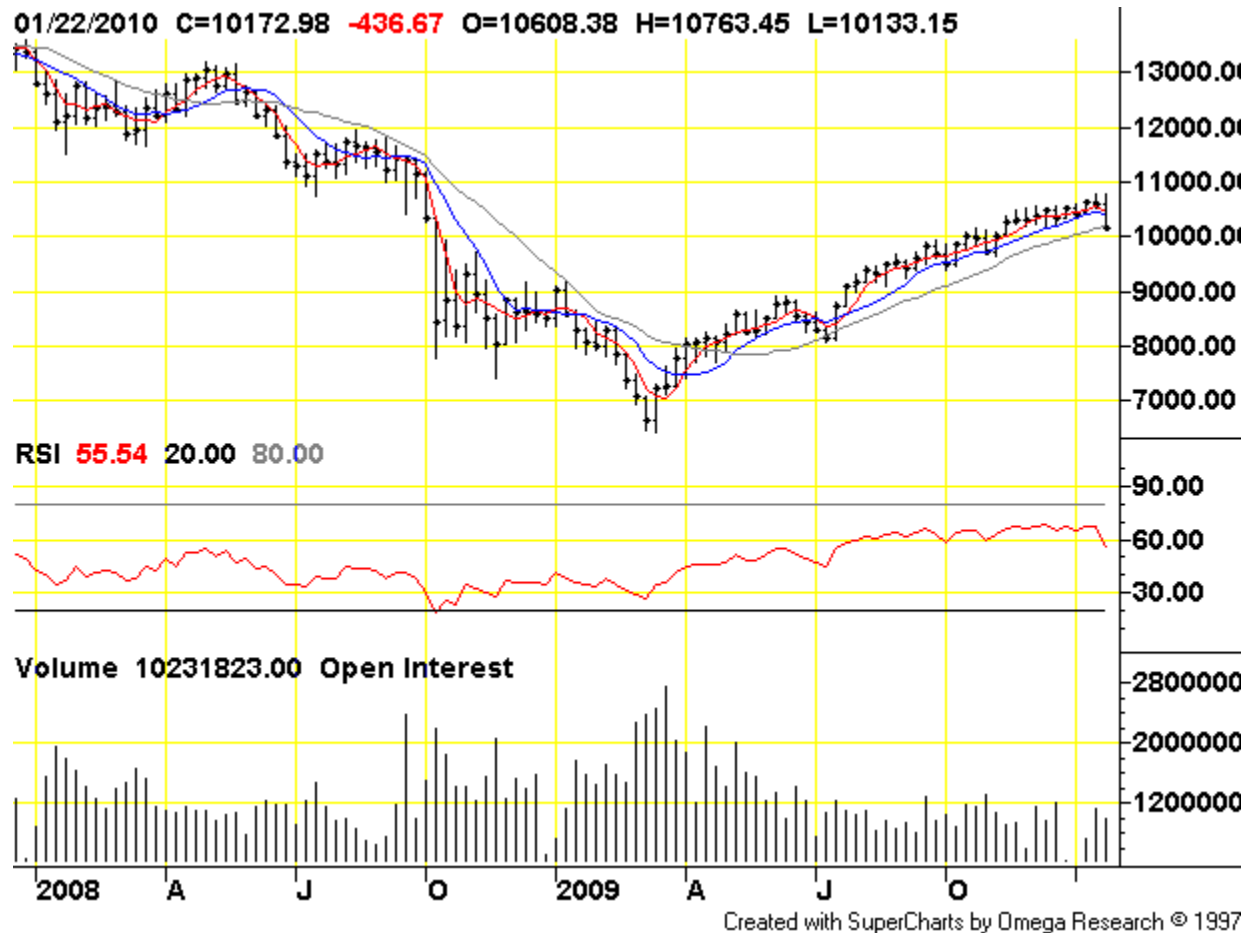


Chart courtesy of TradingCharts.com: <http://futures.tradingcharts.com/>

S&P 500



Chart courtesy of TradingCharts.com: <http://futures.tradingcharts.com/>

NASDAQ Composite Index



Chart courtesy of TradingCharts.com: <http://futures.tradingcharts.com/>